

## Geographic Info > Geographic Info Summary

### Geographic Info Summary


During the Month of May, 2008:

- A total of 3,762 distinct visits were made to the site.
- 55.21% of all visits were from a known geographic location. 20.84% were from North America, 34.10% from Europe, 0.21% from Asia, 0.03% from Oceania, 0.03% from South America and 0.00% from Africa.

### Six Month Historical Comparison

Top Continents	Dec, 2007	Jan, 2008	Feb, 2008	Mar, 2008	Apr, 2008	May 2008
1.  Europe	931	1,326	1,138	1,117	1,096	1,283 Forecast 1,329.72
2.  North America	565	546	408	388	580	784 Forecast 493.23
3.  Asia	2	10	9	10	7	8 Forecast 9.42
4.  South America	0	0	0	0	0	1 Forecast 0.00
5.  Oceania	0	1	1	1	0	1 Forecast 1.34

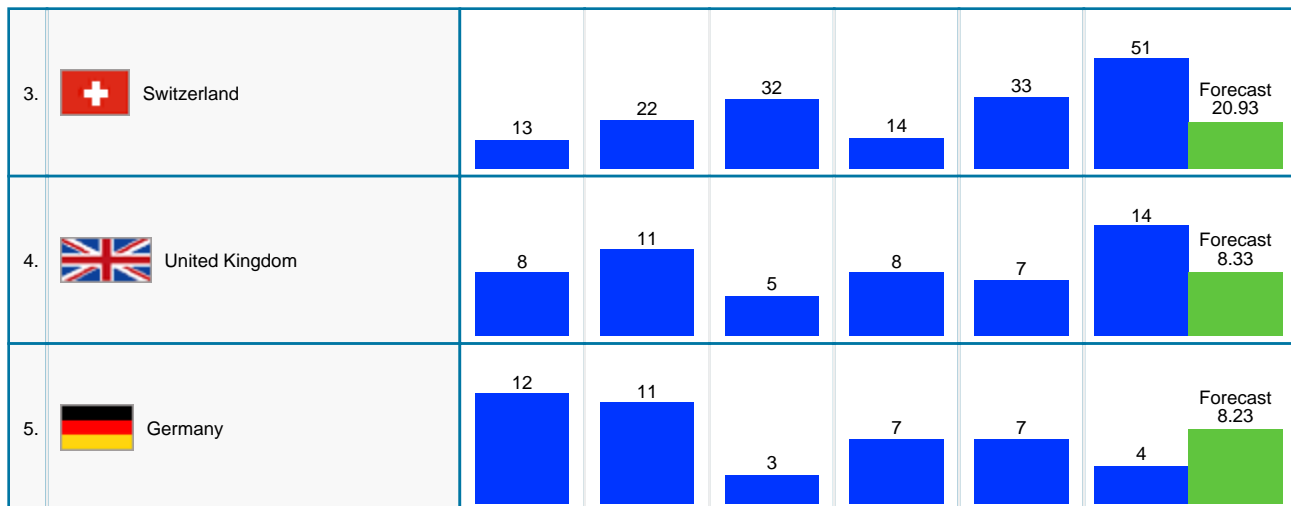
### Six Month Historical Comparison

Top North American Countries	Dec, 2007	Jan, 2008	Feb, 2008	Mar, 2008	Apr, 2008	May 2008
1.  USA	565	545	408	387	579	781 Forecast 436.41

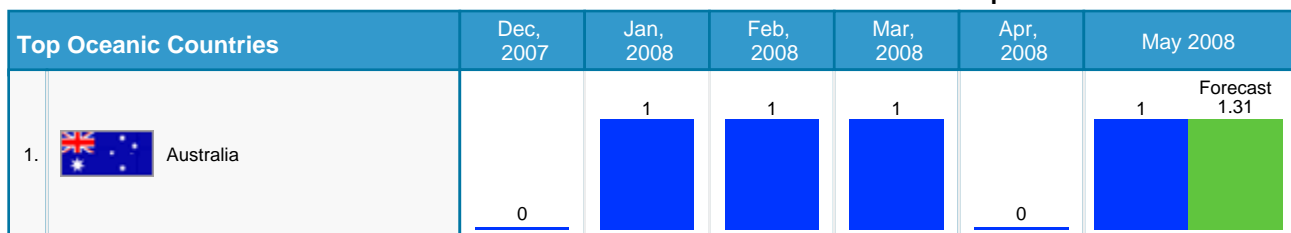
Continued on Page 2 ...



... continued from Page 2



## Six Month Historical Comparison



## Six Month Historical Comparison

Top African Countries	Dec, 2007	Jan, 2008	Feb, 2008	Mar, 2008	Apr, 2008	May 2008
-----------------------	--------------	--------------	--------------	--------------	--------------	----------

No African Countries Data.